



Organic Trust CLG

Office A1, Town Centre House, Naas Town Centre, Naas, Co Kildare.

Tel/Fax 00 353 45 882377 Email: info@organictrust.ie Website: www.organictrust.ie

For Office Use Only	
Inspector Review	
Signed	
Date	

Record Book For The Period

01.01.2026 – 31.12.2026

Livestock, Plants & Plant Products

Applicant Name:

Symbol No:

Conversion No:

Applicants must ensure that they maintain the Record Book for their own files.
Records must be retained by the applicant for a period of no less than 3 years and
be available at all organic inspections.

Please note, we do not require the return of your completed record book to the Organic Trust.
We recommend that you keep the record book in a convenient and safe location so that it will be easy to
fill in as events occur. It is your responsibility to ensure your Record Book is not misplaced or damaged.

If you would prefer an electronic version of the record book, you can find this on
our website or contact the office.

If you choose a different layout or a different method of keeping records (such as a computerised
record system), please ensure that all the required information contained in this Record Book is
recorded under the appropriate headings.

Throughout this Record Book there are helpful references to the applicable sections of the
Organic Food and Farming Standards in Ireland.

Helpful Guidelines

Section 1 - Livestock Movements

For operators with livestock on their farm, please note that opening stock (page 2) and closing stock (page 9) of livestock must be completed on 1st January 2026 and on 31st December 2026 respectively.

Births, deaths, stock purchases and stock sales should be recorded accurately throughout the year to ensure all records match your closing stock balance. These should all be verified by official documentation (e.g. factory docket, movement records, LSDF, etc.).

Please ensure all deaths have sufficient explanation and are verified by knackery dockets.

Section 2 - Livestock Mutilations, Operations and Veterinary Treatments

All treatments or procedures carried out must be recorded in these sections. Receipts, invoices and prescriptions relating to treatments should be kept with the record book for review at inspection.

Section 3 – Bought In Farm Inputs

Please record bought in farm inputs here as listed in the section. These should be verified by invoices and/or receipts.

Section 4 - Manure Management, Crop Inputs, Cropping Details, Crop Sales

Please record all land inputs here as listed in the section. These should be verified by invoices and/or receipts.

Section 5 - Brought-In Machinery and Complaints

Please record all machinery brought in and any actions carried out. If any complaints are received, please record these on the relevant page.

Appendix

See guidance document at start of appendix section with useful information regarding derogations, grazing agreements and livestock sales declaration form.

Use of Producer-Specific Abattoirs (PSA)

For operators already using PSAs, refer to your 2026 PSA Record Book.

If you intend to begin use of an abattoir as such in 2026, please contact the office. Specific documentation must be completed, and additional costs will be incurred. If you are sharing the use of the PSA with other organic operators, there is a discounted fee.

Index

Section 1 - Livestock Movements	page
• Opening Livestock Numbers	2
• Livestock Births	3
• Livestock Deaths	4
• Livestock Bought-In	5
• Livestock Sold	7
• Closing Livestock Numbers	9
Section 2 - Livestock Mutilations and Operations, and Veterinary Treatments	
• Mutilations & Operations	11
• Veterinary Treatments	13
• Bought-In Veterinary Products	15
Section 3 – Bought-In Farm Inputs	
• Bought-In Livestock Feed	17
• Bought-In Fertilisers, Supplementary Nutrients, Manures, Composts and Other Soil Conditioners	19
• Other Bought-In Farm Inputs	20
Section 4 – Manure Management, Crop Inputs, Cropping Details, Crop Sales	
• Manure Management & Application - Own Manures and Soil Conditioners	22
• Manure Management & Application - Livestock Manures Exported	23
• Bought-in Seeds and Plants	24
• Bought-In Pest & Disease Control Products	26
• Cropping Details	27
• Crop Sales	29
Section 5 – Brought-In Machinery and Complaints	
• List of Brought-In Machinery (proposed for use on the holding)	31
• Brought-In Machinery Inspection and Cleaning Record	32
• Complaints Records	33
Appendix - Forms	
• Guidelines for completion of appendix forms	
• Livestock Sales Declaration Form/Organic Meat Processor Livestock Intake Form	
• Grazing Agreement	
• Organic Grazing Agreement	
• Plant Reproductive Material Derogation Request Form	
• Restricted Veterinary Practices Derogation Request Form	
• Purchase Non-organic Stock Derogation Request Form	
• Purchase Non-organic Poultry Derogation Request Form	

Section 1
Livestock Movements

Opening Livestock Numbers on 1st January 2026

Complete livestock opening numbers or the applicant can attach relevant details.

Opening livestock numbers must correspond to closing livestock numbers in the previous record book.

Category		Organic	ASBP	ACBP	Non-Organic	Total
Cattle	Dairy Cows					
	Beef Cows					
	Cattle 0-12 months					
	Cattle 12-24 months					
	2+ Year Olds					
	Breeding Bulls					
	Total					
Pigs	Sows					
	Suckling Piglets					
	Weaned pigs <18kg					
	Growers 18-35kg					
	Fattening pigs >35kg					
	Gilts					
	Boars					
	Total					
Sheep	Dairy Ewes					
	Breeding Ewes (including breeding lambs)					
	Lambs 0-12 months					
	Rams					
	Total					
Goats	Breeding Females					
	Other Goats					
	Total					
Poultry	Laying Hens					
	Broilers					
	Turkeys					
	Others Poultry					
	Total					
Deer	Red					
	Sika/Fallow					
	Total					
	Equines					

ASBP-Animals with Symbol for Breeding and Production

ACBP-Animals undergoing Conversion for Breeding and Production

Note: Records of all livestock movements between opening and closing period **must** be accurately filled into the livestock movement pages. Examples are illustrated on each page.

Opening livestock numbers plus births and purchases minus deaths and sales **must** reconcile with closing livestock numbers.

Livestock Bought-In

Complete livestock bought-in page (see example)

Or

The applicant can supply this information by attaching printouts from their own recording system and or DAFM's online Animal Identification & Movement system, or attach photocopied pages from their herd or flock register, or photocopies of movement permits, mart sales documents etc. However, the operator must ensure that all the details required on this page are supplied on the attached printouts or photocopied documents.

Date Bought -In	Species Or Type	Tag No	Breed	Date of Birth	Sex (M/F)	In-Calf Heifer* <input checked="" type="checkbox"/>	Supplier's Name, Address & If The Bought-In Livestock Are From an In-Conversion or Organic Source The Supplier's Licence Number	Status & Date Organic Status to be Achieved O-Organic C-Conversion NO-Non-Organic	Proof of Status (Supplier's Certificate) <input checked="" type="checkbox"/>	Livestock Sales Declaration Form** (Veterinary History) Received? (Only Relevant To In-Conversion or Organic Livestock) <input checked="" type="checkbox"/>	Date Derogation Issued By OT*** (Only relevant for non-organic livestock)
<i>Example 1</i> 22/03/2026	Cattle	2214356-9-0072	CH	18/01/2025	F	<input type="checkbox"/>	J Blogs, Endoftheroad, Co Cork	NO.	<input type="checkbox"/>	<input type="checkbox"/>	14/03/2026
<i>Example 2</i> 02/05/2026	Cattle	1234356-2-0136	LM	21/03/2023	M	<input type="checkbox"/>	Joe Farmer, Othersideoftheroad, Co Cork. OT License No.- 3254	C 15/05/2025	<input checked="" type="checkbox"/>	<input checked="" type="checkbox"/>	-
						<input type="checkbox"/>			<input type="checkbox"/>	<input type="checkbox"/>	
						<input type="checkbox"/>			<input type="checkbox"/>	<input type="checkbox"/>	
						<input type="checkbox"/>			<input type="checkbox"/>	<input type="checkbox"/>	
						<input type="checkbox"/>			<input type="checkbox"/>	<input type="checkbox"/>	
						<input type="checkbox"/>			<input type="checkbox"/>	<input type="checkbox"/>	
						<input type="checkbox"/>			<input type="checkbox"/>	<input type="checkbox"/>	
						<input type="checkbox"/>			<input type="checkbox"/>	<input type="checkbox"/>	
						<input type="checkbox"/>			<input type="checkbox"/>	<input type="checkbox"/>	

* Non-organic in-calf nulliparous (maiden) heifers must be no more than 6 months in-calf on date of entry to the in-conversion or organic unit for the calf to qualify for organic status for the organic meat market.

**Livestock Sale Declaration Form must be received with bought-in animals or batch of animals. Refer to Section 3.21. Livestock Sales Declaration Form is available in the Appendix of this Record Book.

*** Prior to buying-in non-organic stock, the operator must complete the appropriate Derogation Request Form and forward to the Organic Trust for authorisation. Refer to the Appendix in this Record Book for Derogation Request Forms.

Livestock Bought-In

Complete livestock bought-in page (see example)

Or

The applicant can supply this information by attaching printouts from their own recording system and or DAFM's online Animal Identification & Movement system, or attach photocopied pages from their herd or flock register, or photocopies of movement permits, mart sales documents etc. However, the operator must ensure that all the details required on this page are supplied on the attached printouts or photocopied documents.

Date Bought -In	Species Or Type	Tag No	Breed	Date of Birth	Sex (M/F)	In-Calf Heifer* <input checked="" type="checkbox"/>	Supplier's Name, Address & If The Bought-In Livestock Are From an In-Conversion or Organic Source The Supplier's Licence Number	Status & Date Organic Status to be Achieved O-Organic C-Conversion NO-Non-Organic	Proof of Status (Supplier's Certificate) <input checked="" type="checkbox"/>	Livestock Sales Declaration Form** (Veterinary History) Received? (Only Relevant To In-Conversion or Organic Livestock) <input checked="" type="checkbox"/>	Date Derogation Issued By OT*** (Only relevant for non-organic livestock)
						<input type="checkbox"/>			<input type="checkbox"/>	<input type="checkbox"/>	
						<input type="checkbox"/>			<input type="checkbox"/>	<input type="checkbox"/>	
						<input type="checkbox"/>			<input type="checkbox"/>	<input type="checkbox"/>	
						<input type="checkbox"/>			<input type="checkbox"/>	<input type="checkbox"/>	
						<input type="checkbox"/>			<input type="checkbox"/>	<input type="checkbox"/>	
						<input type="checkbox"/>			<input type="checkbox"/>	<input type="checkbox"/>	
						<input type="checkbox"/>			<input type="checkbox"/>	<input type="checkbox"/>	
						<input type="checkbox"/>			<input type="checkbox"/>	<input type="checkbox"/>	
						<input type="checkbox"/>			<input type="checkbox"/>	<input type="checkbox"/>	
						<input type="checkbox"/>			<input type="checkbox"/>	<input type="checkbox"/>	
						<input type="checkbox"/>			<input type="checkbox"/>	<input type="checkbox"/>	
						<input type="checkbox"/>			<input type="checkbox"/>	<input type="checkbox"/>	
						<input type="checkbox"/>			<input type="checkbox"/>	<input type="checkbox"/>	
						<input type="checkbox"/>			<input type="checkbox"/>	<input type="checkbox"/>	
						<input type="checkbox"/>			<input type="checkbox"/>	<input type="checkbox"/>	
						<input type="checkbox"/>			<input type="checkbox"/>	<input type="checkbox"/>	

* Non-organic in-calf nulliparous (maiden) heifers must be no more than 6 months in-calf on date of entry to the in-conversion or organic unit for the calf to qualify for organic status for the organic meat market.

** Livestock Sale Declaration Form must be received with bought-in animals or batch of animals. Refer to Section 3.21. Livestock Sales Declaration Form is available in the Appendix of this Record Book.

*** Prior to buying-in non-organic stock, the operator must complete the appropriate Derogation Request Form and forward to the Organic Trust for authorisation. Refer to the Appendix in this Record Book for Derogation Request Forms.

Livestock Sold

Complete livestock sold page (see example)

Or

The applicant can supply this information by attaching printouts from their own recording system and or DAFM's online Animal Identification & Movement system, or attach photocopied pages from their herd or flock register, or photocopies of movement permits, sales dockets etc. However, the operator must ensure that all the details required on this page are supplied on the attached printouts or photocopied documents.

Date Sold	Species Or Type	Tag No	Breed	Date of Birth	Sex (M/F)	Destination (name, address)	Sale Status O-Organic C-Conversion NO-Non-Organic	Have You Supplied a Livestock Sales Declaration Form* To the Purchaser? <input checked="" type="checkbox"/>	Slaughter Weight (if relevant)
<i>Example</i> 23/05/2026	Cattle	2225568-7-0070	LM	02/03/2025	M	Organic Meat Processors Ltd	O	<input checked="" type="checkbox"/>	315 kg
								<input type="checkbox"/>	
								<input type="checkbox"/>	
								<input type="checkbox"/>	
								<input type="checkbox"/>	
								<input type="checkbox"/>	
								<input type="checkbox"/>	
								<input type="checkbox"/>	
								<input type="checkbox"/>	
								<input type="checkbox"/>	

*Livestock Sale Declaration Form must be supplied to the purchaser. – please maintain a copy of same for inspection purposes. Refer to Section 3.21. Livestock Sales Declaration Form is available in the Appendix of this Record Book.

Livestock Sold

Complete livestock sold page (see example)

Or

The applicant can supply this information by attaching printouts from their own recording system and or DAFM's online Animal Identification & Movement system, or attach photocopied pages from their herd or flock register, or photocopies of movement permits, sales dockets etc. However, the operator must ensure that all the details required on this page are supplied on the attached printouts or photocopied documents.

Date Sold	Species Or Type	Tag No	Breed	Date of Birth	Sex (M/F)	Destination (name, address)	Sale Status O-Organic C-Conversion NO-Non-Organic	Have You Supplied a Livestock Sales Declaration Form* To the Purchaser? <input checked="" type="checkbox"/>	Slaughter Weight (if relevant)
							<input type="checkbox"/>		
							<input type="checkbox"/>		
							<input type="checkbox"/>		
							<input type="checkbox"/>		
							<input type="checkbox"/>		
							<input type="checkbox"/>		
							<input type="checkbox"/>		
							<input type="checkbox"/>		
							<input type="checkbox"/>		
							<input type="checkbox"/>		
							<input type="checkbox"/>		
							<input type="checkbox"/>		

*Livestock Sale Declaration Form must be supplied to the purchaser. – please maintain a copy of same for inspection purposes. Refer to Section 3.21. Livestock Sales Declaration Form is available in the Appendix of this Record Book.

Closing Livestock Numbers on 31st December 2026

Complete livestock closing numbers or the applicant can attach relevant details.

Closing livestock numbers must correspond to opening livestock numbers in the next record book.

Category		Organic	ASBP	ACBP	Non-Organic	Total
Cattle	Dairy Cows					
	Beef Cows					
	Cattle 0-12 months					
	Cattle 12-24 months					
	2+ Year Olds					
	Breeding Bulls					
	Total					
Pigs	Sows					
	Suckling Piglets					
	Weaned pigs <18kg					
	Growers 18-35kg					
	Fattening pigs >35kg					
	Gilts					
	Boars					
	Total					
Sheep	Dairy Ewes					
	Breeding Ewes (including breeding lambs)					
	Lambs 0-12 months					
	Rams					
	Total					
Goats	Breeding Females					
	Other Goats					
	Total					
Poultry	Laying Hens					
	Broilers					
	Turkeys					
	Others Poultry					
	Total					
Deer	Red					
	Sika/Fallow					
	Total					
	Equines					

ASBP-Animals with Symbol for Breeding and Production

ACBP-Animals undergoing Conversion for Breeding and Production

Note: Records of all livestock movements between opening and closing period **must** be accurately filled into the livestock movement pages. Examples are illustrated on each page.

Opening livestock numbers plus births and purchases minus deaths and sales **must** reconcile with closing livestock numbers.

Section 2
Livestock Mutilations and Operations,
and
Veterinary Treatments

Mutilations & Operations

All mutilations and operations on animals must be recorded on this page (see example)

Please Note: Derogation required for all mutilations. Please read guidance page on RVP derogation form.

Species Or Type	Tag Number(s)	Number of Animals Mutilated	Status O-Organic C-Conversion NO-Non-Organic	Type of Mutilation Castration, Disbudding, Dehorning, Tail Docking, Cutting of teeth, etc	Method of Mutilation	Date DAFM Permission Received (permission required for all mutilations)	Mutilation Carried Out By Whom	Anaesthetic And/Or Analgesics Used? <input checked="" type="checkbox"/>	Date Mutilation Carried Out
<i>Example</i> Cattle	2225568-4-0070 5-0071 6-0072 7-0073	4	O	Disbudding	Heated Disbudding Iron	10/01/2026	Myself	<input checked="" type="checkbox"/>	04/03/2026
								<input type="checkbox"/>	
								<input type="checkbox"/>	
								<input type="checkbox"/>	
								<input type="checkbox"/>	
								<input type="checkbox"/>	
								<input type="checkbox"/>	
								<input type="checkbox"/>	
								<input type="checkbox"/>	
								<input type="checkbox"/>	
								<input type="checkbox"/>	
								<input type="checkbox"/>	
								<input type="checkbox"/>	

Section 3
Bought-In Farm Inputs

Bought-In Livestock Feed

Record all bought-in livestock feedstuffs, fodder, mineral supplements (see examples)

Or

The applicant can supply this information by attaching printouts from their own recording system, or attach photocopies of invoices, delivery sales dockets & feed labels etc. However, the operator must ensure that all the details required on this page are supplied on the attached printouts or photocopied documents.

Date Bought-In	Product or Ingredient Name	Quantity	Dry Matter %	Supplier's Name	Batch No (if applicable)	Species Or Type Of Livestock Fed	Status* O-Organic C-Conversion NO-Non-Organic % of each (if applicable)	Proof of Status (Supplier's Certificate and/or Product Label) <input checked="" type="checkbox"/>	Justification for Use (Only For Non-Organic Feedstuffs, feed additives & processing aids)	GMO Declaration (Only For Non-Organic Feedstuffs, feed additives & processing aids) <input checked="" type="checkbox"/>	Closing Quantity Carried Forward To Next Year	Own File Reference No
<i>Example 1</i> 02/02/2026	<i>Organic Beef Nuts</i>	100kg	88%	J Blogs Agri-stores	22-12345	<i>Cattle</i> 12-24 months Finishers	O	<input checked="" type="checkbox"/>	N/A	<input type="checkbox"/>	50kg	<i>JBlogs Inv-1235</i>
<i>Example 2</i> 08/07/2026	<i>Barley Wheat Peas</i>	4.6 tonnes 6.2 tonnes 0.2 tonnes	87% 87% 87%	J Blogs Agri-stores	22-12346 22-12347 22-12348	<i>Turkeys</i>	O O O	<input checked="" type="checkbox"/>	N/A	<input checked="" type="checkbox"/>	None	<i>JBlogs Inv-1333</i>
<i>Example 3</i> 12/08/2026	<i>Molasses Mineral Lick (GM free)</i>	1 X Bucket	N/A	J Blogs Agri-stores	N/A	<i>Cows</i>	NO	<input type="checkbox"/>	See Health Plan	<input checked="" type="checkbox"/>	None	<i>JBlogs Inv-1521</i>
								<input type="checkbox"/>		<input type="checkbox"/>		
								<input type="checkbox"/>		<input type="checkbox"/>		
								<input type="checkbox"/>		<input type="checkbox"/>		
								<input type="checkbox"/>		<input type="checkbox"/>		
								<input type="checkbox"/>		<input type="checkbox"/>		
								<input type="checkbox"/>		<input type="checkbox"/>		
								<input type="checkbox"/>		<input type="checkbox"/>		

*The feeding of non-organic feed to herbivores such as cattle, sheep, horses, goats and deer is not permitted

For species other than herbivores such as pigs & poultry, please refer to Section 3.16 (pigs) & 3.17 (poultry) for details.

Bought-In Fertilisers, Supplementary Nutrients, Manures, Composts And Other Soil Conditioners

Record all bought-in fertilisers, supplementary nutrients, manures, composts and other soil conditioners (see example)

Date Bought-In	Product Name and Type	Quantity	Supplier's Name	Status <small>O-Organic C-Conversion CP-Certified Product NO-Non-Organic</small>	Proof of Status <small>(Supplier's Certificate and/or Product Licence)</small>	Justification for Use	GMO Declaration For Plant Wastes	Composting Period* <small>(only relevant for plant wastes and animal wastes from non-organic sources)</small>	Nitrogen Content <small>(only relevant to livestock manures)</small>	Date of Application	Application Rate	Plot or Parcel Number(s)	Closing Quantity Carried Forward To Next Year	Own File Reference No
<i>Example</i> 20/04/26	<i>Organic/ Free Range Poultry Manure</i>	<i>30 tonnes</i>	<i>J Blogs</i>	<i>O</i>	<input checked="" type="checkbox"/>	<i>See attached soil analyses</i>	<input type="checkbox"/>	<i>N/A</i>	<i>13.7 kg N/ton</i>	<i>21/08/2026 22/08/2026</i>	<i>2 ton/Ha</i>	<i>1-5</i>	<i>None</i>	<i>Inv-2071</i>
					<input type="checkbox"/>		<input type="checkbox"/>							
					<input type="checkbox"/>		<input type="checkbox"/>							
					<input type="checkbox"/>		<input type="checkbox"/>							
					<input type="checkbox"/>		<input type="checkbox"/>							
					<input type="checkbox"/>		<input type="checkbox"/>							
					<input type="checkbox"/>		<input type="checkbox"/>							
					<input type="checkbox"/>		<input type="checkbox"/>							
					<input type="checkbox"/>		<input type="checkbox"/>							
					<input type="checkbox"/>		<input type="checkbox"/>							
					<input type="checkbox"/>		<input type="checkbox"/>							
					<input type="checkbox"/>		<input type="checkbox"/>							
					<input type="checkbox"/>		<input type="checkbox"/>							
					<input type="checkbox"/>		<input type="checkbox"/>							

*Refer to Section 2.09 – Composting Periods for bought in plant wastes or animal manures from non-organic sources

Section 4
Manure Management, Crop Inputs,
Cropping Details, Crop Sales

Manure Management & Application - Livestock Manures Exported

Record all livestock manures exported (see example)

Date Exported	Manure Type	Quantity	Destination*	Nitrogen Content (refer to Section 2.10)	Certification Documents of the Operator Receiving the Manure <input checked="" type="checkbox"/>
<i>Example</i> 10/05/2026	<i>Organic/Free Range Poultry Manure</i>	<i>60 tonnes</i>	<i>J Blogs</i>	<i>13.7 kg N/ton</i>	<input checked="" type="checkbox"/>
					<input type="checkbox"/>
					<input type="checkbox"/>
					<input type="checkbox"/>
					<input type="checkbox"/>
					<input type="checkbox"/>
					<input type="checkbox"/>
					<input type="checkbox"/>
					<input type="checkbox"/>
					<input type="checkbox"/>
					<input type="checkbox"/>
					<input type="checkbox"/>
					<input type="checkbox"/>

*Organic-production holdings may establish written cooperation agreements exclusively with other holding and enterprises which comply with the organic production rules, with intention of spreading surplus manure from organic production. This will normally only apply to poultry producers with limited land to apply the poultry manure or to organic producers exporting manures to small scale intensive horticultural/glasshouse units. Organic production holdings must ensure that their livestock slurry/manure is exclusively exported to organically certified holdings only.

Bought-In Seeds and Plants

Record all bought-in seeds and plants (see example)

Or

The applicant can supply this information by attaching photocopies of invoices etc. However, the operator must ensure that all the details required on this page are supplied on the attached photocopied documents.

Date Bought-In	Plant or Seed Type or Species	Variety	Status* O-Organic C-Conversion NO-Non-Organic % of each (if applicable)	Quantity	Supplier's Name	Proof of Status (Supplier's Certificate and/or Product Label and/or Purchase Invoice) <input checked="" type="checkbox"/>	Date Derogation Approved By OT** (Only relevant for non-organic seeds or plants or seed mixtures containing a % of non-organic seed)	Closing Quantity Carried Forward To Next Year	Own File Reference No
<i>Example</i> 20/05/2026	<i>Grass seed mixture</i>	<i>See attached label</i>	<i>65% - O 35%- NO</i>	<i>2 X 13kg</i>	<i>J Blogs Agri-Stores</i>	<input checked="" type="checkbox"/>	<i>15/04/2026</i>	<i>None</i>	<i>JBlogs Inv-1235</i>
						<input type="checkbox"/>			
						<input type="checkbox"/>			
						<input type="checkbox"/>			
						<input type="checkbox"/>			
						<input type="checkbox"/>			
						<input type="checkbox"/>			
						<input type="checkbox"/>			
						<input type="checkbox"/>			
						<input type="checkbox"/>			

*Operators must make every effort to use organically certified seed

Authorisation to use **untreated non-organic seed may only be granted in specific cases (Section 2.08). Authorisation must be sought from the Organic Trust in advance of sowing by supplying a completed Plant Reproductive Material Derogation Request Form. Refer to the Appendix in this Record Book for the Plant Reproductive Material Derogation Request Form.

Note: Grass seed mixtures which contain a mixture of organic & non-organic **untreated** seed, must obtain authorisation to use the non-organic percentage of such seeds.

Untreated seed is seed not treated with plant protection products, other than those authorised for treatment of seed in accordance with the Organic Standards.

Treated seed is **not** permitted i.e. organic land or land undergoing conversion will lose organic or in-conversion status if treated seed is used.

Bought-In Pest & Disease Control Products

Record all bought-in pest and disease control products such as copper, ferric phosphate, rodenticides etc.

Date Bought-In	Product Name and Type	Quantity	Supplier's Name	Certified Product <input checked="" type="checkbox"/>	Justification For Use	GMO Declaration For Plant Wastes <input checked="" type="checkbox"/>	Date of Application	Application Rate	Method of Application	Plot or Parcel Number	Closing Quantity Carried Forward to Next Year	Own File Reference No
<i>Example</i> 21/04/2026	<i>Organic approved slug pellets</i>	<i>0.75kg</i>	<i>J Blogs Agri-store</i>	<input checked="" type="checkbox"/>	<i>Slug Problem</i>	<input type="checkbox"/>	<i>22/04/2026</i>	<i>0.75 kg/100m²</i>	<i>By hand</i>	<i>Tunnel 1</i>	<i>None</i>	<i>Inv-1489</i>
				<input type="checkbox"/>		<input type="checkbox"/>						
				<input type="checkbox"/>		<input type="checkbox"/>						
				<input type="checkbox"/>		<input type="checkbox"/>						
				<input type="checkbox"/>		<input type="checkbox"/>						
				<input type="checkbox"/>		<input type="checkbox"/>						
				<input type="checkbox"/>		<input type="checkbox"/>						
				<input type="checkbox"/>		<input type="checkbox"/>						
				<input type="checkbox"/>		<input type="checkbox"/>						
				<input type="checkbox"/>		<input type="checkbox"/>						
				<input type="checkbox"/>		<input type="checkbox"/>						

Cropping Details

Record cropping details including conventional production areas (see examples)

Or

The applicant can attach photocopies of their own records.

Plot or Parcel Number	Size (Ha)	Crops Grown Under Glass <input checked="" type="checkbox"/>	Status O-Organic C-Conversion NO-Non-organic	Current Year's Crop Type(s)	Sown/Planted Date (if relevant)	Harvest Date (if relevant)	Crop Yield Or Expected Yield (if relevant)	Last Year's Crop	Next Year's Planned Crop
<i>Example 1 Tunnel 1</i>	<i>0.01</i>	<input checked="" type="checkbox"/>	<i>O</i>	<i>Lettuce Tomatoes Green Manure</i>	<i>February June September</i>	<i>May-June July-August -</i>	<i>450Heads 400kg -</i>	<i>Lettuce Tomatoes Green Manure</i>	<i>Lettuce Cucumbers Green Manure</i>
<i>Example 2 Plot3</i>	<i>5.46</i>	<input type="checkbox"/>	<i>O</i>	<i>Silage</i>	<i>-</i>	<i>July</i>	<i>80 round bales of silage</i>	<i>Silage</i>	<i>Grass</i>
<i>Example 3 Plot4</i>	<i>4.30</i>	<input type="checkbox"/>	<i>C</i>	<i>Grass</i>	<i>-</i>	<i>-</i>	<i>N/A Grazing</i>	<i>Grass</i>	<i>Silage</i>
		<input type="checkbox"/>							
		<input type="checkbox"/>							
		<input type="checkbox"/>							
		<input type="checkbox"/>							
		<input type="checkbox"/>							
		<input type="checkbox"/>							
		<input type="checkbox"/>							
		<input type="checkbox"/>							
		<input type="checkbox"/>							

Cropping Details

Record cropping details including conventional production areas (see examples)

Or

The applicant can attach photocopies of their own records.

Plot or Parcel Number	Size (Ha)	Crops Grown Under Glass <input checked="" type="checkbox"/>	Status O-Organic C-Conversion NO-Non-organic	Current Year's Crop Type(s)	Sown/Planted Date (if relevant)	Harvest Date (if relevant)	Crop Yield Or Expected Yield (if relevant)	Last Year's Crop	Next Year's Planned Crop
		<input type="checkbox"/>							
		<input type="checkbox"/>							
		<input type="checkbox"/>							
		<input type="checkbox"/>							
		<input type="checkbox"/>							
		<input type="checkbox"/>							
		<input type="checkbox"/>							
		<input type="checkbox"/>							
		<input type="checkbox"/>							
		<input type="checkbox"/>							
		<input type="checkbox"/>							
		<input type="checkbox"/>							

Section 5
Brought-In Machinery and Complaints

List of Brought-In Machinery (proposed for use on the holding – refer to Section 2.15)

Each operator is required to draw up a list of brought-in machinery proposed for use – this listing should then identify those machines which are deemed to represent a potential contamination risk, such as sprayers and seeders.

Machine Description	Machines which are deemed to represent a potential contamination risk* <input checked="" type="checkbox"/>	Machines which are not deemed to represent a potential contamination risk <input checked="" type="checkbox"/>
<i>Example</i> Grass Seeder	<input checked="" type="checkbox"/>	<input type="checkbox"/>
<i>Example</i> Silage – Round Baler	<input type="checkbox"/>	<input checked="" type="checkbox"/>
	<input type="checkbox"/>	<input type="checkbox"/>
	<input type="checkbox"/>	<input type="checkbox"/>
	<input type="checkbox"/>	<input type="checkbox"/>
	<input type="checkbox"/>	<input type="checkbox"/>
	<input type="checkbox"/>	<input type="checkbox"/>
	<input type="checkbox"/>	<input type="checkbox"/>
	<input type="checkbox"/>	<input type="checkbox"/>
	<input type="checkbox"/>	<input type="checkbox"/>
	<input type="checkbox"/>	<input type="checkbox"/>
	<input type="checkbox"/>	<input type="checkbox"/>
	<input type="checkbox"/>	<input type="checkbox"/>
	<input type="checkbox"/>	<input type="checkbox"/>
	<input type="checkbox"/>	<input type="checkbox"/>
	<input type="checkbox"/>	<input type="checkbox"/>
	<input type="checkbox"/>	<input type="checkbox"/>

* Machines which are deemed to represent a potential contamination risk, the operator is required to inspect the machinery and ensure it is free from all debris and has been cleaned prior to use. The operator should maintain a documentary record that such inspection and cleaning was carried out prior to use of the specific machinery on the operator's organic unit. Refer to next page.

Brought-In Machinery Inspection and Cleaning Record

For every machine used on the farm which is deemed to represent a potential contamination risk, the operator is required to maintain a documentary record (as set out below) verifying that such machinery was inspected and cleaned in accordance with the standards prior to use.

Date	Machine Description	Checked <input checked="" type="checkbox"/>	Corrective Action Taken	Signature
<i>Example</i> 21/04/2026	<i>Grass Seeder</i>	<input checked="" type="checkbox"/>	<i>Cleaned Down</i>	<i>Joe Farmer</i>
		<input type="checkbox"/>		
		<input type="checkbox"/>		
		<input type="checkbox"/>		
		<input type="checkbox"/>		
		<input type="checkbox"/>		
		<input type="checkbox"/>		
		<input type="checkbox"/>		
		<input type="checkbox"/>		
		<input type="checkbox"/>		
		<input type="checkbox"/>		
		<input type="checkbox"/>		

Appendix - Forms

Helpful Guidelines

Livestock Sales Declaration Form (LSDF)
<p>When selling stock, please ensure a copy of the LSDF and a copy of your licence accompany each sale.</p> <p>If you are purchasing stock, it is your responsibility to obtain the LSDF, sellers' licence and, if relevant, the bovine passports (or "blue cards"), and to have these available at your inspection.</p> <p>A blank LSDF form is located in the appendix at the back of the record book. You can also print additional copies from our website.</p>
Grazing Agreements
<p>Organic or non-organic livestock may be brought onto your holding to graze for a maximum of 180 days per calendar year in order to manage pasture and for disease/weed control purposes. You will find the grazing agreement form and more detailed requirements in this Record Book. Please ensure all DAFM livestock movement requirements are adhered to.</p>
Derogation Request Forms
<p>If you are planning any activity that requires a derogation, you MUST ensure that the derogation form is completed, submitted and approved prior to carrying out the practice. Derogation forms can be found in these appendices, along with information outlining the rules and requirements relating to each practice. Please ensure you refer to this guidance carefully to avoid non-compliance. You can also refer to the information below for guidance on the common pitfalls around each derogation to help ensure you remain compliant.</p> <p>*Before applying for a derogation for purchase of non-organic stock or seed, every attempt should be made to source same organically. The number of organic farmers has greatly increased in recent years, and with this, the availability of organic stock and product has also improved substantially. Always opt to buy organic, before looking for non-organic!</p> <ul style="list-style-type: none">• Organic Trading Hub - https://organictradinghub.ie/• Organic Seed Database - https://ie.organicxseeds.com/ or https://nir.organicxseeds.com/
<p>1. <u>Restricted Veterinary Practice Derogation Form (RVP)</u></p> <ul style="list-style-type: none">• What is it for? Obtain approval to perform any restricted veterinary practice or mutilation e.g. castration, disbudding, tail docking.• Common Pitfalls:<ol style="list-style-type: none">i. Derogation applied for after procedure has taken placeii. Derogation requested when animals are too old for requested practice.iii. Sufficient records not kept e.g. invoices, record of medication used.iv. Derogation requested for dehorning without exceptional circumstance.

2. Purchase of Non-Organic Stock

- **What is it for?** Obtain approval to purchase non-organic stock for breeding purposes. Non-organic stock can only be purchased for breeding purposes, and only where the specific stock required cannot be sourced organically. There are other circumstances in which a derogation for non-organic stock may be applied for (e.g. native breeds, establishment of a herd/flock, catastrophic circumstance), whereby each has specific rules and requirements which are detailed on the derogation form.
- **Common Pitfalls:**
 - i. Derogation applied for after animals have been purchased.
 - ii. Animals purchased do not reflect the specific type of animal that was approved on your derogation e.g. females must be nulliparous, males only permitted for breeding purposes, replacement calf must be female.
 - iii. Not completing stock movements.
 - iv. Equines, pigs, goats, etc. to reside on organic holding without derogation.

3. Purchase of Non-Organic Poultry

- **What is it for?** Obtain approval to purchase chicks up to 3 days old.
- **Common Pitfalls:**
 - i. Derogation applied for after animals have been purchased.
 - ii. Birds purchased are over specified age limit of 3 day old chicks.
 - iii. Non-organic hens purchased for own use to reside on organic holding.
 - iv. Birds brought onto organic holding within 3 days of birth.

4. Non-organic Plant Reproductive Material Derogation (incl. seeds)

- **What is it for?** Obtain approval to purchase non-organic seed or seed mix where the required seed or seed mix cannot be sourced organically.
- **Common Pitfalls:**
 - i. Derogation applied for after seed has been sown.
 - ii. Non-organic seed purchased is chemically dressed or treated (unless subject to conditions stipulated in 2.08.28 of organic standards).
 - iii. Seeds purchased through non-EU country, incl. UK, without completing prior import requirements. This does not apply to NI.
 - iv. Ensure you apply for your derogation well in advance to ensure seed is ready for sowing when needed, allowing time for possible non-approval of derogation.
 - v. Accurate records of seed purchases not kept, e.g. copies of invoice and seed or seed mix label.

FiBL system – derogation guidance

- FiBL is the online system now used to process RVP, Stock and Poultry derogations. By using FiBL you can monitor the progress of your derogation and see approval in real time. This guidance document brings you through the steps to set up an account with FiBL and submit derogation requests.

If you are based in Northern Ireland, please contact Organic Trust for the appropriate form.

Livestock Sales Declaration Form/Organic Meat Processor Livestock Intake Form

ALL LIVESTOCK SOLD MUST BE ACCOMPANIED BY A LIVESTOCK SALES DECLARATION FORM

Sellers/Vendor Details	
Name <input style="width: 90%;" type="text"/>	Phone No <input style="width: 90%;" type="text"/>
Address <input style="width: 90%;" type="text"/>	Herd Identifier <input style="width: 90%;" type="text"/>
	<small>(This is the 7 digit number which prefixes the animal's Tag No)</small>
Name of Organic Certification Body <input style="width: 90%;" type="text"/>	Conversion/Organic Licence No <input style="width: 90%;" type="text"/>
	Current Licence attached? Yes: <input type="checkbox"/> No: <input type="checkbox"/>
Date Organic Status Awarded/Due <input style="width: 90%;" type="text"/>	Date from which animals born on your holding are eligible for Organic Status* <input style="width: 90%;" type="text"/>
<small>(if within the past 3 years)</small>	<small>(e.g. calves born on this holding from 15.05.2010)</small>

***The applicant must declare if this date was amended by the Organic Certification Body subsequent to the issuing of the current licence – if the date was amended, the revised date must appear in the above section**

Mart Details <small>(if being sold at an organic mart)</small>	Name of Mart <input style="width: 90%;" type="text"/>	Date of Mart <input style="width: 90%;" type="text"/>
--	---	---

Livestock Details Are all animals (Please Tick): Weaned De-Horned Castrated BVD Negative

Tag No of Animal Sold	Species (i.e. Cattle, Sheep etc)	Breed	Date of Birth	Sex (M/F)	Status of Animal (O/C/ASBP/ACBP)	Born on this Holding? <input checked="" type="checkbox"/>	Not born on this holding		Specify Veterinary Inputs for each animal for the past 12 months and date(s) of treatment	Have the withdrawal periods for veterinary inputs as specified in the Organic Standards been fully adhered to?
							Please provide the name of the organic producer who supplied the animal plus the date of purchase and attach a copy of the relevant organic licence for this producer to this form	Number of movements since DOB		
						<input type="checkbox"/>				Yes: <input type="checkbox"/> No: <input type="checkbox"/>
						<input type="checkbox"/>				Yes: <input type="checkbox"/> No: <input type="checkbox"/>

The status of all animals sold is subsequently audited by the OCB. If animals have been sold as 'organic' which are ineligible to be labelled as 'organic' or ineligible for the organic meat market, the suppliers will be subject to the Penalties Procedures outlined in the Standards. Similarly, if the withdrawal periods following use of veterinary inputs have not been observed and residues are found in the meat supplied, serious penalties could ensue. Such issues could ultimately result in the removal of the symbol from all animals on the supplying farm/s and could also be subject to the imposition of further penalties which could include, but are not limited to, serious financial penalties for providing false/erroneous information.

Signed:
Organic Producer

Date:

O=Organic, C=Undergoing Conversion, ASBP=Approved for Symbol Breeding Purposes, ACBP= Approved for Conversion Breeding Purposes

Livestock Sales Declaration Form/Organic Meat Processor Livestock Intake Form (page 2)

Livestock Details										
Are all animals (Please Tick <input checked="" type="checkbox"/>):						Weaned <input type="checkbox"/>	De-Horned <input type="checkbox"/>	Castrated <input type="checkbox"/>	BVD Negative <input type="checkbox"/>	
Tag No of Animal Sold	Species (i.e. Cattle, Sheep etc)	Breed	Date of Birth	Sex (M/F)	Status of Animal (O/C/ASBP/ACBP)	Born on this Holding? <input checked="" type="checkbox"/>	Not born on this holding		Specify Veterinary Inputs for each animal for the past 12 months and date(s) of treatment	Have the withdrawal periods for veterinary inputs as specified in the Organic Standards been fully adhered to?
						<input type="checkbox"/>	Please provide the name of the organic producer who supplied the animal plus the date of purchase and attach a copy of the relevant organic licence for this producer to this form	Number of movements since DOB		Yes: <input type="checkbox"/> No: <input type="checkbox"/>
						<input type="checkbox"/>				Yes: <input type="checkbox"/> No: <input type="checkbox"/>
						<input type="checkbox"/>				Yes: <input type="checkbox"/> No: <input type="checkbox"/>
						<input type="checkbox"/>				Yes: <input type="checkbox"/> No: <input type="checkbox"/>
						<input type="checkbox"/>				Yes: <input type="checkbox"/> No: <input type="checkbox"/>
						<input type="checkbox"/>				Yes: <input type="checkbox"/> No: <input type="checkbox"/>

The status of all animals sold is subsequently audited by the OCB. If animals have been sold as 'organic' which are ineligible to be labelled as 'organic' or ineligible for the organic meat market, the suppliers will be subject to the Penalties Procedures outlined in the Standards. Similarly, if the withdrawal periods following use of veterinary inputs have not been observed and residues are found in the meat supplied, serious penalties could ensue. Such issues could ultimately result in the removal of the symbol from all animals on the supplying farm/s and could also be subject to the imposition of further penalties which could include, but are not limited to, serious financial penalties for providing false/erroneous information.

Signed:

Organic Producer

Date:

Grazing Agreement

Non-Organic Livestock Grazing In-Conversion or Symbol Land (only applies to non-organic animals brought-in for grazing purposes)

This template must be completed and details retained in the Record Book if non-organic livestock are used to graze the symbol or in-conversion land during the current calendar year

Non organic animals may graze on an organic holding for a limited period of a maximum of 180 days each year, provided that they have been raised in an environmentally friendly way on land supported under Articles 70, 71, 72 and 73 of Regulation 2021/2115, and that they are not present at the same time as organic animals on that parcel, in accordance with the conditions outlined in paragraph 3.03.14 of the organic standards. All animal farm-to farm movement must comply with ERAD movement requirements as stated in the Explanatory Handbook for Cross Compliance Requirements <https://assets.gov.ie/68365/924f1679973f421da054dd4029785404.pdf> Producers will be required in the first instance to source organic animals for grazing purposes. Where these are unavailable, the operator will be required to justify the grazing of non-organic animals.

The grazing of non-organic livestock on organic or in-conversion pasture is subject to the following conditions:

- a) The grazing is for pasture management or disease control purposes;
- b) The period does not exceed 180 days per calendar year;
- c) Such animals come from farming systems as defined in standard 3.03.13;
- d) Organic animals are not present on the same parcel at the same time;
- e) Withdrawal periods for medications must be observed as specified in section 3.12 of these standards;
- f) Such animals must be treated as specified in these standards whilst they remain on the land;
- g) Such animals and their by-products may not be sold as organic;
- h) Animals grazing organic/in-conversion land may not be fed any feedstuffs possibly containing genetically modified organisms or derivatives thereof whilst grazing this land;
- i) A grazing agreement is drawn up between the organic producer and the **owner** of the livestock stipulating the specific conditions pertaining to such grazing;
- j) Non-organic stock may not be purchased for the purpose of a grazing agreement;
- k) Non-organic stock grazing on an organic holding must not be of the same species as the organic livestock enterprise on that holding.

Grazing Agreement

Owner of the non-organic livestock:

Species of non-organic livestock:

(Cattle/Sheep/Pigs etc)

Number of livestock involved:

Date animals entered the organic holding:

Date animals left the organic holding:

I undertake to adhere to the conditions specified above in relation to the non-organic livestock grazing the symbol or in-conversion land;

Signed

Date

Organic Trust Applicant

Signed

Date

Owner of non-organic livestock

Organic Grazing Agreement
Organic Livestock Grazing Symbol Land
(only applies to animals brought-in for grazing purposes from an organic/in-conversion holding)

This template must be completed and details retained in the Record Book if organic livestock are used to graze the symbol land during the current calendar year

Organic animals may graze on an organic holding for a limited period of a maximum of 180 days each year, provided that they are accompanied with the appropriate documentation in accordance with the organic standards. **All** animal farm-to farm movement **must** comply with ERAD movement requirements as stated in the Explanatory Handbook for Cross Compliance Requirements <https://assets.gov.ie/68365/924f1679973f421da054dd4029785404.pdf>

The grazing of organic livestock on organic pasture is subject to the following conditions:

- a) The grazing is for pasture management or disease control purposes;
- b) The period does not exceed 180 days per calendar year;
- c) Such animals come from organic farming systems.
- d) The organic management of these animals must continue at all times.
- e) Such animals and their by-products may not be sold as organic by the owner of the land.
- f) A grazing agreement is drawn up between the organic producer and the **owner** of the organic livestock stipulating the specific conditions pertaining to such grazing;
- g) Organic stock may not be purchased for the purpose of a grazing agreement.
- h) Organic stock on a grazing agreement must not be of the same species as the organic livestock enterprise on that holding. There should be no mixing of owned and temporary livestock on the same parcel at the same time.
- i) Animals from in-conversion farms may be brought onto organic or 2nd year in-conversion land, the latter is subject to no more than 25% of the animals total feed comprising of 2nd year in-conversion feed. The grazing time (180 days) is further limited by this (848.II.II.1.4.3.1(a)). First year in-conversion land cannot be utilised under this agreement.
- j) Fully organic animals may not graze in-conversion lands as their status will be affected. Fully organic animals may only graze fully organic lands.
- k) **All** animal farm-to farm movement **must** comply with DAFM movement requirements.

Grazing Agreement

Owner of the Organic livestock:

Species of Organic livestock:

(Cattle/Sheep/Pigs etc)

Number of livestock involved:

Date animals entered the organic holding:

Date animals left the organic holding:

I undertake to adhere to the conditions specified above in relation to the organic livestock grazing the symbol or in-conversion land;

Signed

Date

Organic Trust Applicant

Signed

Date

Owner of organic livestock



For Office Use Only	
App #	
Fibl	
Sent	
Date:	

RESTRICTED VETERINARY PRACTICE DEROGATION FORM

Name: _____ Licence No: _____ Herd No: _____

- Note: Read the supplied guidance for the Restricted Veterinary Practices Derogations overleaf.**
- Fill out the RVP derogation form and submit to the office for processing. Alternatively, you can register and login to the DAFM FiBL derogation system to submit online at <https://ie.organicxlivestock.com/>
- You will receive notice of approval or non-approval by email (or post if no email available). Please check the returned derogation document to ensure all details are correct. **Derogations must be approved before performing the procedure.**

RVP Practice	Species (list all relevant)	Number of Animals	Age of animals at planned time of treatment (✓ the relevant blank boxes)					Person to perform procedure (please ✓)
			≤8d	≤15d	≤2m	≤3m	≤6m	
Tail Docking (Elastic band)				X	X	X	X	Farmer <input type="checkbox"/> Vet <input type="checkbox"/>
Tail Docking (other means)				X	X	X	X	Farmer <input type="checkbox"/> Vet <input type="checkbox"/>
Castration								Farmer <input type="checkbox"/> Vet <input type="checkbox"/>
Disbudding					X	X	X	Farmer <input type="checkbox"/> Vet <input type="checkbox"/>

*Please note: **Dehorning is only permitted under exceptional circumstances** by a Veterinary Surgeon and under 6 months of age. If requesting a dehorning derogation, you must attach explanatory information such as letter from your vet stating why it is being requested and photos etc...

Dehorning								Vet Only
-----------	--	--	--	--	--	--	--	----------

To Be Completed by Veterinary Practitioner

Use of analgesia/anaesthetic waived for the following practices (within 8 days of birth) on **Sheep and/ or Goats** on this holding:

Castration : Sheep Goats Reason: Prevent undue stress
Tail Docking: Sheep Goats Potential infection risk

Accepted by Veterinary Practitioner

Signature

Address

Stamp

--	--	--

DECLARATION: I confirm that all the information supplied in this application form is, to the best of my knowledge, accurate and that all relevant information has been supplied. I confirm that I have read and understood section 3 of the Organic Food and Farming Standards in Ireland 2.0 and I understand that restricted practices are in place to contribute to improved animal welfare. No restricted veterinary practices will be carried out on my stock prior to receiving notification of authorisation from my Organic Control Body. I understand that all authorisations will be subject to inspection by my Organic Control Body at the animal inspection of my holding.

Signed:	Date:
---------	-------

RVP Derogation Guidance

Reference Organic Food and Farming Standards in Ireland Edition 2; sections 3.04.17 to 3.06.29 and 3.14.15 to 3.14.17

Species	RVP	Method	Age of animal	Note
Sheep	Tail Docking	Rubber ring	up to 8 days	Waiver on the RVP form must be signed by vet if not using Anaesthetic and/or Analgesia. Retain enough tail to cover the vulva of the female and anus of the male sheep.
	Castration	Rubber ring	up to 8 days	Waiver on the RVP form must be signed by vet if not using Anaesthetic and/or Analgesia.
		Burdizzo	Up to 3 months	ANAESTHESIA AND/OR ANALGESIA MUST BE USED
	Disbudding	Hot iron cautery only (Caustic paste is not permitted)	up to 8 days	ANAESTHESIA AND/OR ANALGESIA MUST BE USED
Goats	Tail Docking	Rubber ring	up to 8 days	Waiver on the RVP form must be signed by vet if not using Anaesthetic and/or Analgesia.
	Castration	Rubber ring	up to 8 days	Waiver on the RVP form must be signed by vet if not using Anaesthetic and/or Analgesia.
		Burdizzo	Up to 2 months	ANAESTHESIA AND/OR ANALGESIA MUST BE USED
	Disbudding	Hot iron cautery only (Caustic paste is not permitted)	up to 8 days	ANAESTHESIA AND/OR ANALGESIA MUST BE USED
Cattle	Castration	Rubber ring/ Banding	up to 8 days	ANAESTHESIA AND/OR ANALGESIA MUST BE USED
		Burdizzo	Up to 6 months	ANAESTHESIA AND/OR ANALGESIA MUST BE USED
		Any Procedure type	Over 6 months is not permitted	No derogation is available. If there are welfare concerns please contact OT to discuss.
	Disbudding	Hot iron cautery only (Caustic paste is not permitted)	up to 15 days (except where horns have not emerged or calf is sick or weak)	ANAESTHESIA AND/OR ANALGESIA MUST BE USED
	Dehorning		Up to 6 months	Only to be undertaken in exceptional circumstances by Veterinary Surgeon. ANAESTHESIA AND/OR ANALGESIA MUST BE USED
		Over 6 months	No derogation is available. If horn is causing welfare concerns please contact OT to discuss.	
Pigs	Castration	Method which does not tear tissue	up to 8 days	ANAESTHESIA AND/OR ANALGESIA MUST BE USED
Deer	Castration	Rubber ring	up to 8 days	ANAESTHESIA AND/OR ANALGESIA MUST BE USED

NOTE: The trimming of beaks in relation to **poultry** is not permitted. Clipping wings in relation to **bees** (queens) is prohibited. If intending to carry out any other mutilations on **pigs**, please firstly contact OT.

Pain Relief and Welfare:

Analgesia is medication which relieves pain. Anaesthesia is use of substance to reduce sensitivity to pain. Please ask your veterinary surgeon for guidance on these substances and how to administer. Record the prescription for these products in your Record Book. Carefully note the best before date on the products before use as they may have a short shelf life. Do not use out of date products. A non-compliance may apply if out of date products are used.

Transportation of animals: loading and unloading on animals shall be carried out without the use of electrical stimulation to coerce the animals. The use of allopathic tranquillisers, prior or during transport, is prohibited.

Who can carry out these operations:

A **Competent Person** is anyone having the necessary training, skill, experience, familiarity and equipment to successfully carry out the operation or procedure.

The **operative** must be the owner or person in actual possession of the animal, or his or her employee acting under the direction of the owner or person.



For Office Use Only	
App #	
Fibl	
Sent	
Date:	

STOCK DEROGATION - For buying in non-organic breeding stock
 (Only where organic stock are not available for horses, cattle, pigs, sheep, goats)
Please read overleaf for guidance and * definitions

Name: _____ Licence Number: _____ Herd Number: _____
 Date: _____ Species: _____ Breed: _____ If not known, write "Other"
Select relevant: Nulliparous* females (see overleaf): Breeding males: Animal age: _____

I hereby apply for (please select one):

<input type="checkbox"/>	1. Derogation to buy up to 10% adult bovine/equine or up to 20% adult porcine/ovine/caprine in non-organic breeding stock.
Give details on why derogation is required: _____	
<input type="checkbox"/>	2. Derogation to buy up to 40% adult bovine/equine/porcine/ovine/caprine in non-organic breeding stock (special circumstances- please select reason for derogation request up to 40% below:
<input type="checkbox"/>	A major extension to the farm is being undertaken
<input type="checkbox"/>	One breed is being replaced by another
<input type="checkbox"/>	A new livestock specialisation is being initiated
<input type="checkbox"/>	3. Should a derogation be required under catastrophic loss (e.g. stock loss due to TB), rare breeds, or constitution of a herd/flock for the first time, please contact the office when submitting the form. These derogations may require extra documentation, such as written confirmation from DAFM and knackery docketts.
<input type="checkbox"/>	Catastrophic loss
<input type="checkbox"/>	Rare breeds
<input type="checkbox"/>	Constitution of a herd/flock for the first time

Total number of animals of relevant species owned by you currently: _____
Number of adult (see overleaf) animals of relevant species currently owned by you:** _____
Number of animals required: _____
Have you purchased any non-organic breeding females of this species since Jan 1st this year?
 Yes No If yes, how many? _____

Did you check availability of organic stock...

On the Organic Trading hub and other websites? Yes No Date Checked: _____
 In newspaper? Yes No Date Checked: _____
 Direct contact with other organic producers? Yes No Date Checked: _____

Sellers Name, address and phone number if known:

Declaration I confirm that...

...all the information supplied in this application is to the best of my knowledge, accurate and that all relevant information has been supplied.
...I have read and understand section 3.05 of the of the Organic Food and Farming Standards in Ireland Edition 2 as amended.
...no purchases of non-organic stock will be made by me or on my behalf prior to receiving notification of authorisation from my Organic Control Body
...I am aware that milk from conventional dairy stock (purchased following authorised derogation) will not be eligible for sale as organic for six months from date of stock entering my holding.
... that I have read and understood overleaf rules and conditions supplied.
I Confirm <input type="checkbox"/> Signature: _____



Stock Derogation Guidelines and Definitions

Reference Organic Food and Farming Standards in Ireland Edition 2 as amended; section 3.05

For breeding purposes, non-organic animals may only be brought onto a holding when organic animals are not available in sufficient numbers.

For the renewal of a flock or herd, the maximum numbers of nulliparous* female animals is subject to the following restrictions;

- 1) Up to a maximum of 10 % of adult equine (horses) or bovine (cattle) livestock in a calendar year.
- 2) Up to a maximum of 20 % of adult pigs, sheep and goats in a calendar year.
- 3) For units with less than 10 horses or cattle, or less than 5 pigs, sheep or goats any renewal shall be limited to a maximum of one animal in a calendar year.

Refer to section 3.05 of the organic standards (Edition 2 as amended)

* **Nulliparous** means animals that have not yet given birth to any young, i.e. prior to first calving, lambing or farrowing. With respect to purchasing non-organic in-calf nulliparous heifers, for their calf to qualify for organic status for the meat market, the in-calf heifer must not be more than 6 months in-calf on the date of entry to the in-conversion or organic unit- for all other livestock, their offspring must be conceived and born on the in-conversion or organic unit.

Adult** definition for each species:	
Species	Age at adulthood
Cattle	≥ 24 months
Sheep	≥ 12 months
Goats	≥ 12 months
Pig	≥ 12 months
Horse	≥ 36 months
Deer	≥ 18 months

In addition, a derogation is required for the purchase or rental of a non-organic breeding male. They are not included in the 10%/20% limit each year but are limited to a reasonable number in relation to your female stock per year unless further justification is provided.

To complete the derogation, you can either upload the derogation on the FiBL system at <https://ie.organicxlivestock.com/> or follow the steps below.

1. Fill out form overleaf.
2. Send form to info@organictrust.ie or post to address at the bottom of the page.
3. Applications will be processed on the DAFM FiBL system for approval.
4. You will receive notification of approval by email (or post if no email address supplied).

Notes: Do not purchase the stock prior to receiving the approved derogation.

Please check all derogation details are correct.



For Office Use Only	
App #	
Fibl	
Sent	
Date:	

**DEROGATION FOR ORGANIC TRUST CLG
FOR BUYING IN NON-ORGANIC POULTRY (Only where organic poultry are not available)**

EU Organic Regulations (EU 2018/848) state that organic stock must be used whenever they are available. If suitable quantities or breeds of organic poultry are not available, prior authorisation must be obtained and approved by DAFM to purchase non-organic poultry. Please complete the details below and provide supporting documentation where required.

N.B. ALL ELEMENTS OF THIS FORM MUST BE COMPLETED BEFORE APPLICATION FOR DEROGATION WILL BE CONSIDERED.

Applicant Details (Organic Producer)					
Name :		Licence No.:		Date :	
Type/Species of Poultry:		Breed:		Number of Poultry Required :	
Type Required (Must ✓ Option):	Up to 3-Day Old Chicks <input type="checkbox"/>		Hatching Eggs <input type="checkbox"/>		
Reason For Derogation:					
Please ✓ option:	Poultry for Egg Production <input type="checkbox"/>		Poultry For Meat Production <input type="checkbox"/>		
Seller of Non-Organic Poultry Details					
Sellers Name:		Sellers Phone No.:			
Sellers Address:					

Verification That Efforts Have Been Made To Source Organic Poultry- (All Elements Of This Section Must Be Complete)

Checked availability of organic stock on Organic Trading Hub website: Yes No Date Checked: _____

Checked availability of organic stock on other websites: Yes No Date Checked: _____

Checked availability of organic stock in newspaper: Yes No Date Checked: _____

Other (please specify):

N.B. Provide the names and addresses of two organic producers you have contacted to source organic poultry (in the case 3-day old chicks, one producer will suffice due to acknowledgement of the lack of supply):

DECLARATION: I confirm that all the information supplied in this application form is, to the best of my knowledge, accurate and that all relevant information has been supplied and that I have read and understood Annex II, Part II, section 1.3 of Commission Regulation (EC) 2018/848 (Irish Organic Standard Edition 2 Section 3.17 - Specific Rules for Poultry). No purchases of non-organic poultry will be made by me or on my behalf prior to receiving notification of authorisation from my Organic Control Body.

Signature:

Please submit this form for processing by email to info@organictrust.ie or post to below address.

FiBL Derogation Guidance

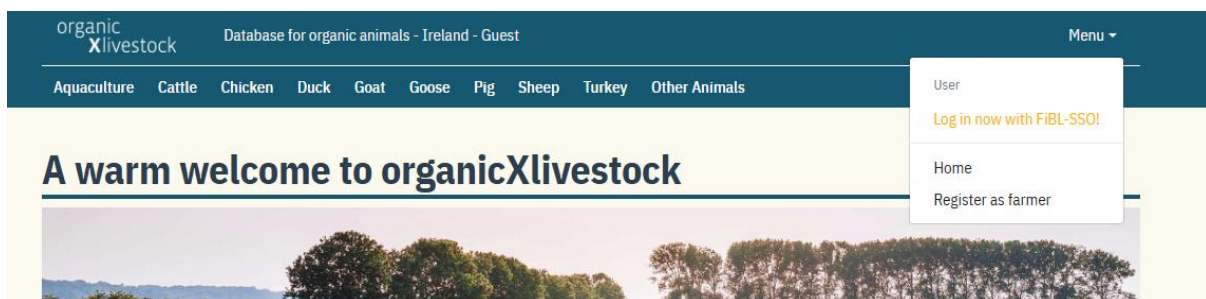
The following instructions are made to help you submit your derogation requests online, in order to have a faster approval time and easier access to your approval. We understand that using an online system does not suit everyone. Therefore we are still providing paper copies of the derogation forms in your Record Book, as well as digital copies on our website, which can be completed and submitted to the office.

The online FiBL system is for completing Non-organic Stock derogations and Restricted Veterinary Practice (RVP) derogations. Seed derogations require a paper or digital copy of the form to be completed.

There are Member Video Tutorials that walk through the process, on our website under our Members Forms page.

Creating a FiBL account

Firstly, you will need to go to <https://ie.organicxlivestock.com/> and create an account. Once this account is set up, you will need to select “Register as a Farmer” from the menu button at the top right of the page.

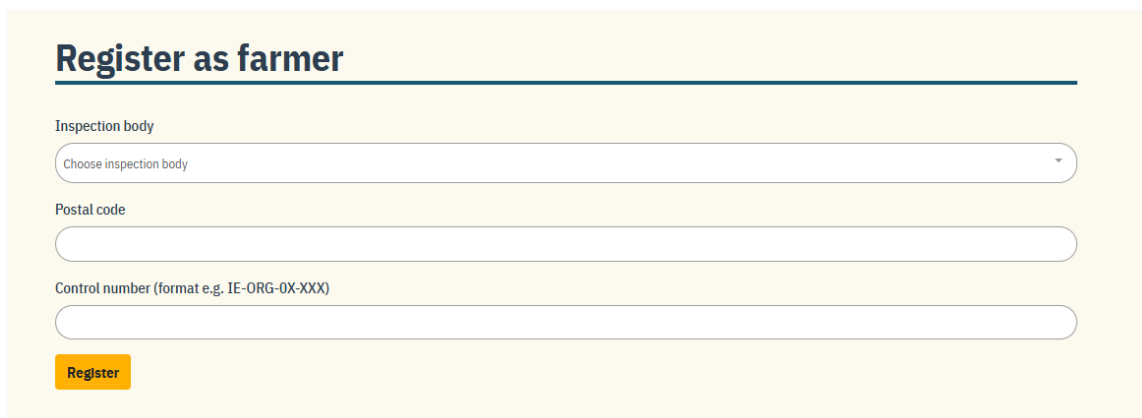


To Register, it will ask you a few things:

The OCB: which is Organic Trust.

Your Eircode: which must be in the format XXX XXXX, e.g. W91 K VX8. You must have a **space** between the first 3 digits and the following 4 digits and you must use **all capital letters**.

Your Control Number: your control number follows the structure of IE-ORG-03-XXXX, where you replace the “XXXX” with your conversion or license number. An example of this would be IE-ORG-03-C0000 (for those in conversion) or IE-ORG-03-0000 (for those who are full symbol). If you are unsure of what your license number is, please contact the office.

The image shows a screenshot of the 'Register as farmer' form on the organicxlivestock.com website. The form is titled 'Register as farmer' and has a blue underline. It contains three input fields: 'Inspection body' with a dropdown menu showing 'Choose inspection body', 'Postal code' with a text input field, and 'Control number (format e.g. IE-ORG-0X-XXX)' with a text input field. Below the fields is a yellow 'Register' button.

Applying for a Non-organic Stock derogation

Sign into your approved FiBL account.

Go to the relevant animal tab at the top of the page (eg. if you are looking for a breeding bull, select Cattle).

The screenshot shows the 'organic Xlivestock' website interface. At the top, there are navigation tabs for 'Aquaculture', 'Cattle', 'Chicken', 'Duck', 'Goat', and 'Goo'. The 'Cattle' tab is selected. Below the navigation, there are two buttons: 'Search' and 'Derogation', with 'Derogation' highlighted in orange. The main content area is titled 'Application farmer' and contains instructions: 'If you would like to apply for a derogation for a conventional (breeding) animal, please select 'Authority' under 'Application selection' and click on 'Continue to search filters'. Below this is an 'Application selection' dropdown menu with 'Select option...' and a 'Continue to the search filters' button. To the right, there is a 'Filter' section with a search input field and three required dropdown menus: '* Breed/origin', '* Gender', and '* Age category', each with 'Select option...' and a 'Search now' button at the bottom.

Select the orange box that says “Derogation” and select the “Stock derogation” option from the Application Selection dropdown menu. Click Continue to the Search Filters.

Select the relevant Breed, Gender and Age category from the drop-down options. If the breed you are looking for is not an option, you are looking for a mix breed animal, or you are unsure of the breed you are looking for, you can select Other instead. You can also select the “Desired breed not listed?” option and suggest a breed to be added to the list.

Once the three fields are populated, select “Search now”. Three 0’s should appear on the right side of the page, and to the right of that an option “Submit request”. Click this and the form will appear.

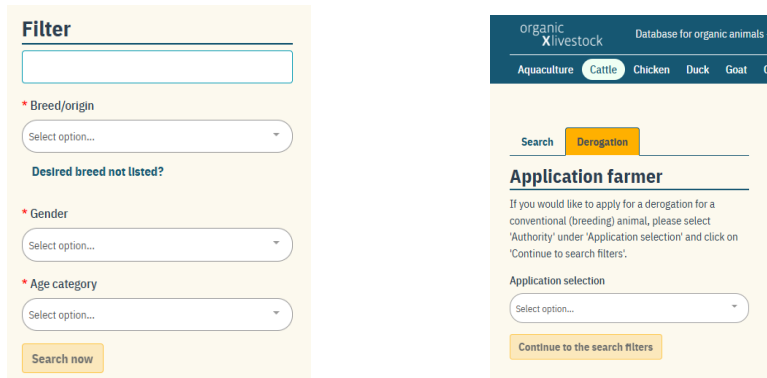
Any sections with a red * must be completed to submit the form – however, please complete all applicable section to ensure required details are obtained. When have you completed the form, click “Send” and the form will be submitted to OT for approval. You can view any of your derogations and their status by selecting “Menu” in the top right corner and choosing List of Applications from the drop-down button.

The screenshot shows the application form with the following sections: 1. Introduction: 'EU Organic Regulations (EU 2018/848) state that organic stock must be used whenever they are available. If suitable quantities or breeds of organic breeding aquaculture animals are not available, prior authorisation must be obtained and approved by DAFM to purchase non-organic breeding aquaculture animals. Please complete the details below and provide supporting documentation where required. ALL ELEMENTS OF THIS FORM MUST BE COMPLETED BEFORE APPLICATION FOR DEROGATION WILL BE CONSIDERED.' 2. '* Herd No': A text input field. 3. '* I hereby apply for (please select one)': Two radio button options: 'a derogation to buy up to 10% adult bovine/equine or up to 20% adult porcine/ovine/caprine in conventional breeding stock please complete A' and 'a derogation to buy up to 40% adult bovine/equine/porcine/ovine/caprine in conventional breeding stock please complete B'. 4. '* Number of animals required': A text input field. 5. 'A: Reason for derogation up to 10% (Please state at least 3 reasons)': A text input field. 6. 'B: Reason for derogation up to 40% (Please specify below)': Three radio button options: 'A major extension to the farm is being undertaken', 'A breed is being changed', and 'A new livestock specialisation is being initiated'. A 'Send' button is visible on the right side of the form.

Applying for a Restricted Veterinary Practice (RVP) derogation

This derogation is for applying for castration, disbudding, and tail docking. Please note if you are applying for tail docking and castration of lamb, you will need a vet signature if you are waiving the use of anaesthetic. The relevant form is on the RVP derogation form in your Record Book or alternatively available from the office.

Follow the same steps as outlined above to start the derogation. Sign into your approved FiBL account. Go to the relevant animal tab at the top of the page (eg. if you are looking to castrate bull calves, you will select Cattle). Select the orange box that says “Derogation” and select the “Restricted veterinarian practice” option from the Application Selection dropdown. Click Continue to the Search Filters.

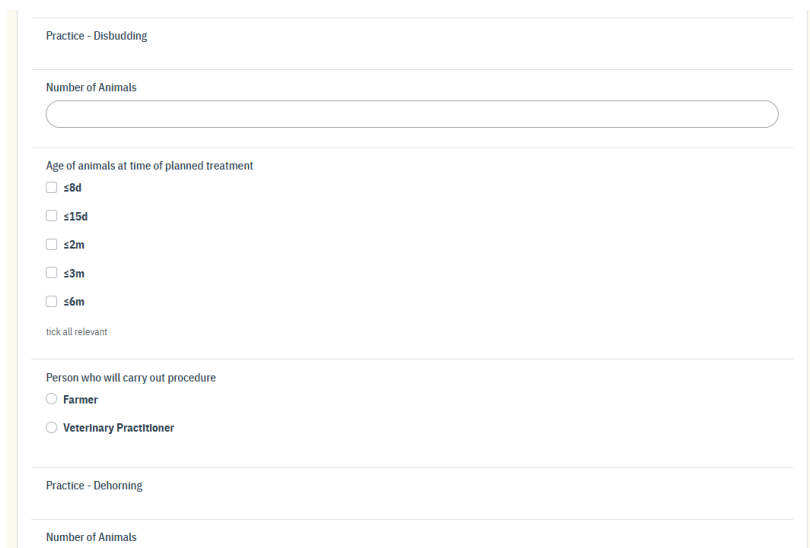


The left screenshot shows a 'Filter' form with a search bar at the top. Below it are three dropdown menus: '* Breed/origin', '* Gender', and '* Age category'. Each dropdown has a 'Select option...' placeholder. There is a link for 'Desired breed not listed?'. At the bottom is a 'Search now' button. The right screenshot shows the 'organic Xlivestock' header with navigation tabs for 'Aquaculture', 'Cattle', 'Chicken', 'Duck', 'Goat', and 'Go'. The 'Derogation' tab is highlighted. Below is a 'Search' button and an 'Application farmer' section with instructions and an 'Application selection' dropdown. A 'Continue to the search filters' button is at the bottom.

Select the relevant Breed, Gender and Age category from the drop-down options. If the breed you are looking for is not an option, or there is a mix of breeds, you can select Other instead. You can also select the “Desired breed not listed?” option and suggest a breed to be added to the list.

Once the three options are selected, select “Search now”. Three 0’s should appear on the right side of the page, and to the right of that “Submit request”. Click this and the form will appear.

Specify the numbers of animals you intend to carry out the practices on, the age bracket the animals will be when the practice is carried out, and who will be carrying out the procedure, i.e. vet, farmer.



The screenshot shows a form for 'Practice - Disbudding'. It has a 'Number of Animals' input field. Below that is a section for 'Age of animals at time of planned treatment' with radio button options for $\leq 8d$, $\leq 15d$, $\leq 2m$, $\leq 3m$, and $\leq 6m$. There is a 'tick all relevant' checkbox. Below that is a section for 'Person who will carry out procedure' with radio button options for 'Farmer' and 'Veterinary Practitioner'. Below this is a section for 'Practice - Dehorning' with a 'Number of Animals' input field.

There is an option at the bottom of the form to attach documents to the form. This is where any vet letter or other relevant documents can be attached. When you have completed the form, click “Send” and the form will be submitted for approval.

You can view any of your derogations and their status by selecting “Menu” in the top right corner and choosing List of Applications from the drop-down button.

